



Hammersley Homes

RESEARCH REPORT: Supported Housing in Hampshire For People With Enduring Mental Illness

Jenny Weston & Jill Stafford, January 2023

Introduction

One of the aims of Hammersley Homes is to provide long-term supported housing for people with enduring mental illness. To support this aim, Hammersley Homes is conducting various pieces of research.

The specific objective of this piece of research was to: “Determine what housing options are available for adults who live with enduring mental health challenges in Hampshire. Then, identify any gaps that Hammersley Homes could fill or any areas that they could enhance.”

Method

The first step in our research was to collate a list of all supported accommodation options for adults with enduring mental health challenges. Accommodation was identified through personal knowledge, internet searches and previous Hammersley Homes research data.

All accommodation providers on the list were contacted and asked to complete a questionnaire, see Appendix C. The aim of the questionnaire was to validate details about the housing provided, and to gain the opinion of the respondent about housing in Hampshire. Previous research conducted by Hammersley Homes was also collated and included in the combined results below. In total, nine accommodation providers responded to our research.

Results

Overview of accommodation options

According to our research, there are a total of 67 accommodation options in Hampshire for adults with enduring mental illness. Just over half the accommodation is Registered Care and the remaining accommodation (31 homes) is supported living.

Hammersley Homes intends to provide a supported living environment, not Registered Care, therefore the remainder of this section provides further breakdown of the 31 supported housing options available in Hampshire. Of the supported housing, 7 homes stated that they provide full time support to residents.

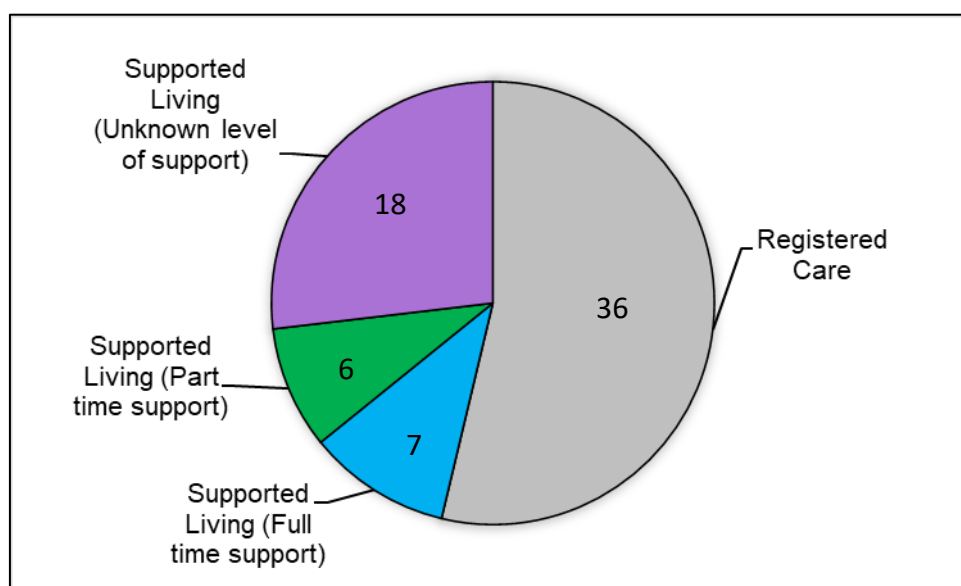


Figure 1: Overview of Accommodation in Hampshire

Location of Supported Housing

Appendix A gives a list of the supported housing identified through this research. The following map shows the locations of the supported housing options within Hampshire. As can be seen, the majority of the accommodation is located around Southampton and Portsmouth, and there are few options in the west or the north of the county.

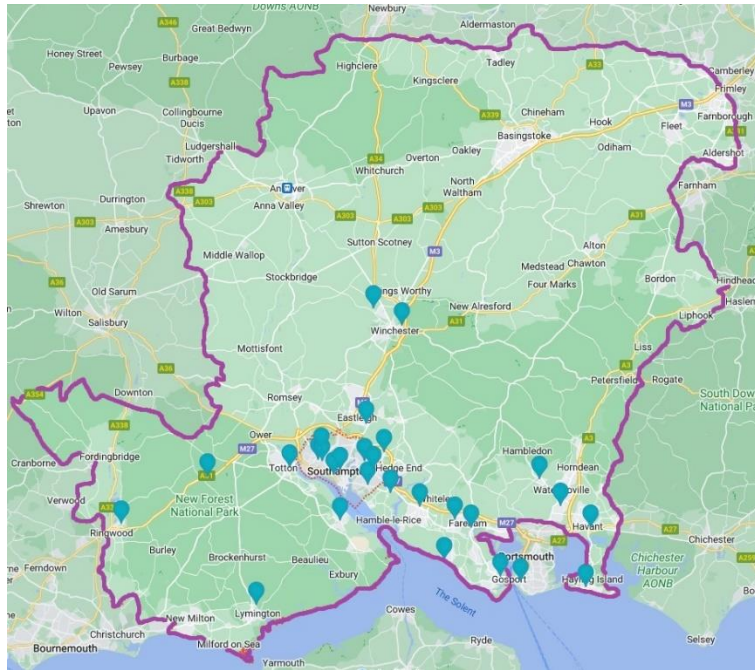


Figure 2: Location of Supported Living Housing in Hampshire

Type of Living Accommodation in Supported Housing

The following chart shows the type of living accommodation that is provided in the supported housing in Hampshire. It can be seen that there is a mix of accommodation types. Much of the accommodation tends to be large residential style properties that have been converted to shared housing, although there are some purpose built properties. Only one property has all en-suite rooms. Six of the properties provide all self contained units (studio flats).

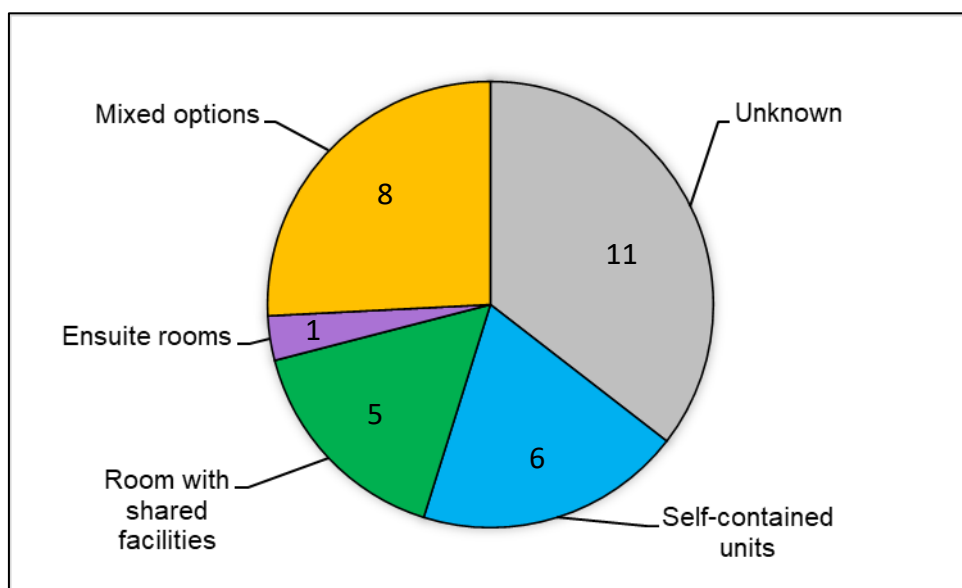


Figure 3: Type of living accommodation

Number of Places in Supported Housing

We were unable to determine how many residents are supported for four of the properties. Across the remaining properties, the total number of places was 352. The highest number of people supported by any organisation is 136 (a group that has a number of houses) and the lowest 2. However, the typical number of residents in one property is about 8.

We found 7 homes that provide full time support to residents.

Intended Length of Stay in Supported Housing

Unfortunately, it was not possible to determine the length of stay for around three-quarters of the properties. The following table shows the data that was found for the remaining properties.

Intended Length of stay for Residents	Number of properties
Respite (up to 30 days)	1
Short term (up to 6 months)	0
Long term (up to 2 years)	5
Permanently / as long as needed	3

The Need for Long Term Supported Housing

There was 100% agreement in the questionnaire responses in support for Hammersley Homes objective to provide “supported accommodation for life for people with enduring mental health challenges”.

The following quotes from the questionnaire responses give an insight as to why all the respondents felt that more long term accommodation was needed.

- *We are aware of a high level of need for suitable accommodation at rent levels compatible with Local Housing Allowance rates.*
- *Long term support provided by local authority is for a maximum of 2 years, and the withdrawal of this support can cause a person with enduring mental health issues to deteriorate and go back to needing higher level support again. There is a real need for long term low level support to keep people out of crisis.*
- *Two-year model of support however we have residents that have been here for many years ... given all residents have long term mental health conditions and have been in forensic hospitals for years, two years is not enough for them.*

Summary of Findings

The following points summarise the findings of this research:

- There are 31 supported housing options in Hampshire for people with enduring mental health challenges.
 - We identified that 7 of these houses (56 spaces) provide full-time support to residents.
 - We identified that 3 of these houses (17 spaces) allow residents to stay permanently, if needed.
- All respondents (100%) in this research agreed with the Hammersley Homes objective to provide “Supported accommodation for life for people with enduring mental health challenges”.

Appendix A – List of Supported Living Housing in Hampshire

The following table lists all of the supported housing that was found in Hampshire for people with enduring mental illness.

No.	Location	Level of support	Type of accommodation	Capacity	Intended Stay
1	Havant	-	Self contained units Rooms with shared facilities	136	-
2	Southampton	Full time	Self contained units	11	-
3	Waterlooville	Part time	Self contained units Ensuite rooms Rooms with shared facilities	44	Long term (up to 2 years)
4	Southampton	Full time	Rooms with shared facilities	-	Unknown
5	Totton	Full time	Self contained units	11	Permanent / as long as needed
6	Winchester	-	Rooms with shared facilities	3	Permanent / as long as needed
7	Winchester	-	Rooms with shared facilities	3	Permanent / as long as needed
8	Winchester	Full time	Rooms with shared facilities	7	Respite
9	Ringwood	-	Ensuite rooms	4	-
10	Portsmouth	Full time	Self contained units	14	-
11	Southampton	-	Rooms with shared facilities	7	-
12	Southampton	-	-	-	-
13	Portsmouth	-	-	9	-
14	Southampton	-	-	4	-
15	Southampton	-	-	3	-
16	Southampton	-	-	6	-
17	Southampton	-	-	4	-
18	Gosport	-	-	4	-
19	Southampton	Full time	-	3	-
20	Portsmouth	Full time	Self contained units	3	-
21	Southampton	-	-	-	-
22	Southampton	-	Rooms with shared facilities Ensuite rooms	6	-
23	Fareham	-	-	-	-
24	Lymington	Part time	Self contained units Rooms with shared facilities	50	Long term (up to 2 years)
25	Hythe	Part time	Self contained units Rooms with shared facilities		Long term (up to 2 years)
26	Winchester	Part time	Self contained units Rooms with shared facilities		Long term (up to 2 years)
27	Andover	Part time	Self contained units Rooms with shared facilities		Long term (up to 2 years)
28	Eastleigh	Part time	Self contained units Rooms with shared facilities		Long term (up to 2 years)
29	Fareham	-	Self contained units	5	Long term
30	Lyndhurst	-	-	2	-
31	Southampton	-	Self contained units	13	-

Appendix B – List of Residential Care Homes in Hampshire

The following table lists all of the Care Homes that were found in Hampshire for people with enduring mental illness.

No.	Location	Type of accommodation	Capacity
1	Southampton	-	14
2	Southampton	Rooms with shared facilities	18
3	Winchester	-	8
4	Basingstoke	Rooms with shared facilities, Ensuite rooms	6
5	Fleet	Rooms with shared facilities, Ensuite rooms, Self contained units	13
6	Southsea	Ensuite rooms	6
7	Southampton	Self contained units	7
8	Southampton	Ensuite rooms, Self contained units	10
9	Gosport	Ensuite rooms	9
10	Southsea	Ensuite rooms	8
11	Basingstoke	Rooms with shared facilities, Ensuite rooms, Self contained unit	8
12	Southampton	Ensuite rooms, Self contained units	12
13	Fordingbridge	Rooms with shared facilities, Ensuite rooms.	12
14	Lymington	Ensuite rooms, rooms with shared facilities, self contained units	11
15	Lyndhurst	Rooms with shared facilities Self contained units	12
16	Waterlooville	Ensuite rooms	7
17	Gosport	Ensuite rooms, Self contained units	11
18	Andover	Ensuite rooms, Self contained units	11
19	Fareham	Ensuite rooms, Self contained units	9
20	New Milton	Ensuite rooms	7
21	Southsea	Ensuite rooms	9
22	Southampton	Rooms with shared facilities	5
23	Lee-on-the-Solent	Rooms with shared facilities	6
24	Southampton	Rooms with shared facilities, Self contained units	7
25	Waterlooville	Rooms with shared facilities	11
26	Southsea	-	8
27	Portsmouth	Ensuite rooms, Self contained units	8
28	Southampton	Ensuite rooms	8
29	Southampton	Ensuite rooms	8
30	Southsea	-	20
31	Fareham	Self contained units	5
32	Portsmouth	-	13
33	Gosport	-	12
34	Fareham	-	8
35	Eastleigh	-	3
36	Southampton	-	6

Appendix C – Questionnaire Design

This appendix contains the main questionnaire that was used for this research. Some slightly different versions of this questionnaire were also used.

<h3>Hammersley Homes Housing Questionnaire</h3> <p>Whilst we would love to collect as much information as possible, all questions are optional. Thank you for your time!</p> <p>1. Please give the name and location of your accommodation.</p> <hr/> <p>2. Do you provide accommodation for adults with enduring mental illness?</p> <p><input type="checkbox"/> Yes</p> <p><input type="checkbox"/> No</p> <p>3. Which of the following is your organisation?</p> <p><input type="checkbox"/> Charity</p> <p><input type="checkbox"/> Local authority provider</p> <p><input type="checkbox"/> Private provider</p> <p><input type="checkbox"/> Registered provider</p> <p><input type="checkbox"/> Other</p> <p>4. How are your clients referred to you?</p> <p><input type="checkbox"/> Local Authority Adult Services</p> <p><input type="checkbox"/> Clinical Commissioning Group</p> <p><input type="checkbox"/> Self referral</p> <p><input type="checkbox"/> Other</p> <p>Comments:</p> <hr/> <p>5. How many residents can you accommodate?</p> <hr/>

6. For what length of time do your clients typically stay? (tick all that apply)

- Very short term / respite
- Short term (up to 6 months)
- Long term (up to 2 years)
- Permanently / as long as needed

Comments:

7. What type of accommodation do you provide? (tick all that apply)

- Self contained house or flat
- Ensuite rooms in a shared property
- Room with shared facilities
- Other

Comments:

8. What type of support do you provide?

- CQC registered care
- Supported living, with full time support on site
- Supported living, with part time support on site
- Other

Comments:

9. When are support staff normally on site

- Ad hoc, as needed
- Week days
- Seven days a week
- 24 hour cover

10. When clients leave your accommodation, where do they typically move on to? (tick all that apply)

- Independent living
- Family home
- Supported living
- Other

Comments:

11. Hammersley Homes aims to provide "Supported accommodation for life for people with enduring mental health challenges". To what extent do you agree or disagree that there is a need for this in Hampshire?

- Strongly Disagree
- Disagree
- Neutral
- Agree
- Strongly Agree

Please comment on the reason for your response:

12. We may wish to contact you again for further research, would this be ok?

- Yes
- No

If you are happy to be contacted again, please confirm your name and contact details below:

13. If you have any further comments, please feel free to write them here. We thank you very much for taking the time to complete this survey and can assure you that your responses will be treated in confidence and only used for the purposes of our research.

Appendix D – Questionnaire Data Received

Question	Home A	Home B	Home C	Home D	Home E	Home F	Home G	Home H	Home I
Type of organisation	Local Authority	Local Authority	Charity	Charity	Registered Provider	Registered Provider	-	-	-
How residents are referred	Local Authority, CCG*; GPs, community teams	Local Authority	Local Authority	Local Authority	Local Authority, CCG*	-	Local Authority, CCG*	Local Authority, CCG*	CCG*
Number of residents	7	50 (5 homes)	11	44	6	154 (16 homes)	40	13	18
Length of stay	Respite	Long term (up to 2 yrs)	Permanent	Long term (up to 2 yrs)	Long term (up to 2 yrs)	Permanent	Long term (up to 2 yrs)	-	Long term (up to 2 yrs)
Accommodation facilities	Room with shared facilities	Self contained, Room with shared facilities	Self contained	Self contained, Room with shared facilities & ensuite	Room with shared facilities, Ensuite room	Self contained, Ensuite	-	-	Room with shared facilities
Level of support	Supported living full time	Supported living part time	Supported living full time	Supported living part time	Registered Care	Registered Care	-	Registered Care	-
Availability of support	24 hours	7 days per week	24 hours	7 days per week	7 days per week	-	-	24 hours	24 hours
Where residents move on to	Independent living, Family home, Other	Independent living	Hospital, Family home, Other	Independent living	Independent living, Supported living	-	-	-	Various
Need for long term supported accommodation?	Strongly Agree	Strongly Agree	Strongly Agree	Strongly Agree	Strongly Agree	Strongly Agree	Strongly Agree	-	Strongly Agree

* Clinical Commissioning Group